

MLA- DOST. DOBRO

@MLA-DOST.DOBRO / BR. 5 / KOLOVOZ 2022.

CREATIVITY

The Successful Bowler in Zabok ●

Agare Conference in Italy ●

Creative Workshop: Shibori Dyeing Techniques ●

Create Map For Your Story ●

Monthly events in Krapina - Zagorje ●

Landscapes From Countries ●

Beautiful Croatian Beaches ●

SADRŽAJ

Tell Your Story: The Successful Bowler in Zabok | Evin Arslan 3

“Agare Conference - From New European Strategy to European Rural Citizenship” | Marija Gebert 4 - 5

Kreativna Radionica: Shibori Tehnike | Gabrijela Rogan 6 - 7

Are You a Storyteller? Create Map For Your Story | Evin Arslan 8 - 9

Monthly events in Krapina - Zagorje | 10 - 11

Landscapes From Countries | 12 - 15

Beautiful Croatian Beaches | Marija Gebert 16



Editor: Evin Arslan

Designers: Marija Gebert, Gabrijela Rogan

Writers: Evin Arslan, Marija Gebert, Gabrijela Rogan

Thanks to: Lucija Mrzlečki, Asmin Ayçe İdil Kaya, Tanzila Azad Mow, Marija Gebert

MREŽA UDRUGA ZAGOR



This magazine reflects the views only of the authors, and the Organization and Commission cannot be held responsible for any use which may be made of the information contained therein.

CENTAR ZA MLADKZZ

WHAT DOES CREATIVITY MEAN?

Do you believe in muses? I think creativity is not easy like this.

I tried to write this article for 3 days. But I couldn't find anything to write about. This is ironic for me because our topic is “creativity” but I cannot build my sentences.

But when I think about it more, actually it is normal, because “creativity” doesn't mean that you will create everything immediately or if you cannot find any creative ideas, it doesn't mean that you are not creative. We can't wait for muses to create something. Actually, I think we have to work for creativity. There are a lot of methods for creativity: brainstorming, mind-mapping, six hats etc... When you try to create an idea, these methods can work. Sometimes, you can work too much but you can't find anything. In that time, it is better if you leave this thing and focus on other things. I can say that when I start to research something, my ideas come out. Because, when reading something, new ideas come to light. Also when you watch movies and go to exhibitions, ideas can come. Because of that, I try to write every one of my ideas because I think we can forget them immediately.

In this issue, our topic is “creativity”. Gabrijela Rogan, who is a volunteer at Bedekovčanska udruga mladih (BUMA), made “Shibori Dyeing Techniques” workshop in Bedekovčina. A lot of young people attended this workshop and designed clothes. Rogan wrote about Shibori

Dyeing Techniques and the BUMA event. If you are curious about this technique, check it out! Marija Gebert went to Agare Conference in Italy in July and she explained her conference journey. Magdalena Škreblin is a bowler. She is living in Zabok and she has a lot of medals from competitions. I talked with her about how she started to play bowling and clarinet. Also, I wrote about mapping for storytellers. If you want to tell a story but you want to be creative, I have suggested three websites for you. And we have a lot of great photos on the “Landscapes from Countries” page. Asmin Ayçe İdil Kaya, Tanzila Azad Mow, Lucija Mrzlečki and Marija Gebert send fascinating photos.

I hope you can have fun when you read this issue! If you want to send articles or photos, feel free to write to us: evinarslan123@gmail.com

©Autor: Evin Arslan
©Dizajn: Marija Gebert
©Fotografija: Pixabay



TELL YOUR STORY:

THE SUCCESSFUL BOWLER IN ZABOK

Magdalena Škreblin, who is 18 years old, plays bowling and clarinet. She has a lot of medals for bowling and still represents Croatia for bowling. She decided to be a bowler at a birthday party in 2013. She started to play the Clarinet in 2012. Let's discover her sports journey.

First, can you introduce yourself?

My name is Magdalena Škreblin. I am 18 years old and studying at the School for arts, design, graphics, and clothes in Zabok. I just finished third grade for industrial design and I'm starting forth in September. I am also in music high school and I finished third grade, playing the clarinet.

How did you decide to play bowling as a professional?

I started bowling in 2013 after a birthday party I went to. The birthday was in a bowling alley. I fell in love with it. I was part of a Croatian representation in the last two world nine-pin bowling championships. Medals from those championships are my favourite. I won gold in a team for under 18 last year in Slovenia, Kranj, and a bronze this year in Elva, Estonia, also in a team in the under 23 category.

What do you do in your free time?

Besides practising, playing the clarinet and doing homework, I hang out with my family and friends, take walks, watch movies, read books, draw, volunteer and do lots of other things.

You said that you volunteer. What kind of volunteering do you do?

It depends, with DND I volunteered in "Zdravo i fino" - cooking and helping kids, with DND we were also painting walls in school, we do certain stuff like going to animal shelters, collecting bottle caps, making board games, making chairs from old tires.

How do you prepare yourself for bowling competitions? Can you describe your one day?

I do not have huge preparations for my competitions, I just try to take a good rest the day before and be calm, enjoy the moment and have fun. Every day of my week is different, but I have a routine. If my school starts in the morning, I would go to school then practice and after practice music school.

Do you have plans for the future? What would you like to do?

My plans after high school are to go to college and continue bowling.

What would you recommend for those who want to play bowling?

For someone who wants to try bowling, I would support and recommend trying it, it is fun and exciting and can also be played no matter the age.

©Autor: Evin Arslan
©Dizajn: Marija Gebert
©Fotografije: Magdalena Škreblin



Konferencija u Italiji

“Agare Conference - From New European Strategy to European Rural Citizenship”

7. i 8. srpnja 2022. održana je završna konferencija Agare projekta održana u Apriliji (Rim) Italija.

Cilj projekta Agare je promicanje društvenih obveza kroz aktivnosti koje uključuju građane i dionike koji promiču društveno-ekonomski razvoj i promiču Bijelu knjigu o budućnosti Europe. Pružanje prilike ruralnim stanovnicima da budu ključni pokretači u svim aspektima sveobuhvatnog “zelenog sporazuma” EU-a, kružnog gospodar-

stva i usluga ekosustava kako bi ruralna područja i zajednice mogle dati vrjedniji doprinos.

Konferencija 7. i 8. srpnja 2022. u Apriliji

Na konferenciji su sudjelovali partneri projekta iz Bugarske, Španjolske, Italije, Njemačke i Hrvatske, a LAG Zagorje-Sutla predstavljali su Marko Brozović, Kristina Marušić Piškor, Karlo Pasariček i Marija Gebert.

Prvi dan - Aprilia

Prvi dan moderator Francesco Marchionni proveo nas je kroz cijeli projekt i predstavio aktivnosti koje su bile provedene u partnerskim državama, te smo grupnim radom u dvije sesije provodili rasprave na zadane teme o ruralnim područjima. Francesco je također predstavio i nove projekte koji su nastali u raznim državama EU, a potaknute su radom Agare projekta. Navečer smo posjetili centar Aprilije u kojem se održavao lokalni ulični festival te se upoznali sa poviješću grada.

Drugi dan - Rim

Drugi dan je u centru Rima, u prostoru ureda predstavništva Europskog Parlamenta u Italiji održana konferencija na kojoj su govornici detaljnije razjašnjavali sudjelovanje u projektu i važnosti ulaganja u ruralna područja. Završnu riječ gradonačelnika Aprilije, Antonia Terre, čuli smo u vijećnici grada i time zaključili konferenciju. Nakon večere, ponovno u centru Aprilije, posjetili





smo „Aprilia Original Music“ festival koji predstavlja urbani izlog kako bi mladi glazbenici izrazili svoju kreativnost na glazbenom polju, prostor posvećen mladima i za mlade, mladih lokalnih bendova koji se natječu za najbolji demo bend. Finale će se održati 28.07. u samom centru grada.

Ovom konferencijom završio je projekt, a partneri Agare projekta bili su: EuLabTEC (Italija), Federación Asturiana de Concejos (Španjolska), European Affairs Fund of Autono-

mous Province of Vojvodina (Srbija), HochVier - Gesellschaft für politische und interkulturelle Bildung e. V. (Njemačka), Muraba ETT (Mađarska), LAG Zagorje-Sutla (Hrvatska), Sarajevo Economic Region Development Agency – SERDA (BiH), Zavod PIP - Pravni in informacijski center Maribor (Slovenija), INSTITUTE PERSPECTIVE (Bugarska).

©Autor: Marija Gebert
 ©Dizajn: Marija Gebert
 ©Fotografije: Marija Gebert
 i Francesco Marchionni



KREATIVNA RADIONICA

SHIBORI TEHNIKE

"Shibori – japanska riječ iza koje se krije tisućljeće razvijanja i usavršavanja tehnika, pomoću kojih bezlične tkanine dobivaju novi šarm, te nekoliko sati zabave u subotnje popodne."



Popularni sindrom „nemam ništa za obući“ imali smo čast doživjeti nekolicinu puta; ponekad i više puta tijekom istog dana. Dok naši ormari pucaju pod pritiskom silne odjeće koja, u mraku te drvene kutije, sniva vječni san na kojem bi joj i sama Trnoružica zavidjela, priroda je ta koja izvlači deblji kraj. Svi znamo da su divovi modne industrije poput ZARA-e, H&M-a i New Yorker-a, u priči o ekološkoj osviještenosti i spašavanju planeta, negativci! Također, znamo da na drugoj strani borbene linije stoje second hand-ovi i mali dućani koje često vode 1-2 osobe, a koje ponekad možemo pronaći samo u on-line formi. No osim rezuckanja i šaranja markerom za tekstil, kako pojedinac može nadići taj famozni „nemam ništa za obući“ sindrom, a da ne zakorači u zloglasni shopping centar? Bedekovčanska udruga mladih, u sklopu programa Mreže udruga Zagor "Centar u gostima" u subotu 23.7., ponudila je mladim ljudima jedno od rješenja – shibori!

Shibori – japanska riječ iza koje se krije tisućljeće razvijanja i usavršavanja tehnika, pomoću kojih bezlične tkanine dobivaju novi šarm, te nekoliko sati zabave u subotnje popodne. Postoji bezbroj načina za stvaranja uzoraka na tkanini – bilo koji način na koji se tkanina može saviti, šivati ili vezati, prije samog bojanja, postići će neki uzorak. No kako ipak ne bismo dobili preapstraktne uzorke, sudionici su se prvo upoznali s 4 osnovne shibori tehnike i uzorcima koji rezultiraju korištenjem istih.



Kanoko shibori najjednostavnija je i najpopularnija shibori tehnika. Ukoliko ste radili s tie-dye tenikom, utoliko vam ova tehnika neće biti apstraktna. Sve što trebate su nekoliko komada plastičnih gumica i možete krenuti u svoju shibori avanturu.



Arashi (jap. oluja) shibori poznatija je kao "pole-wrapping" tehnika jer se tkanina ovijava oko PVC cijevi ili staklene boce, a zatim se učvršćuje konopom. Ova tehnika svoje ime je dobila po krajnjem rezultatu koji nastaje na tkanini - dijagonalnim linijama koje podsjećaju na mlaz kiše usred oluje.



Itajime shibori tehnika je čiji su kranji rezultat na tkanini geometrijski oblici - trokut i kvadrat. Tradicionalno, tkanina se nalazi u "sendviču" između dva komada drveta koje na mjestu zadržavaju konopi.



Posljednja tehnika s kojom su se sudionici mogli upoznati bila je Kumo shibori. Ova tehnika uključuje stvaranja nabora na tkanini koji se potom vežu s nekolicinom gumica kako bi nastala "nožica". "Nožica" se često naziva i paukova noga jer krajnji rezultat podsjeća na paukovu mrežu.



ARE YOU A STORYTELLER?

CREATE A MAP FOR YOUR STORY

If you see the long text without visuals, will you read that article or will you ignore it?



Google Earth Studio Interface

Visualization plays an important role today. Readers want to see the visualization. Especially for journalists and storytellers, it is more important. I want to explain three websites for creating maps and I want to explain how you can use maps for your project.

GOOGLE EARTH STUDIO

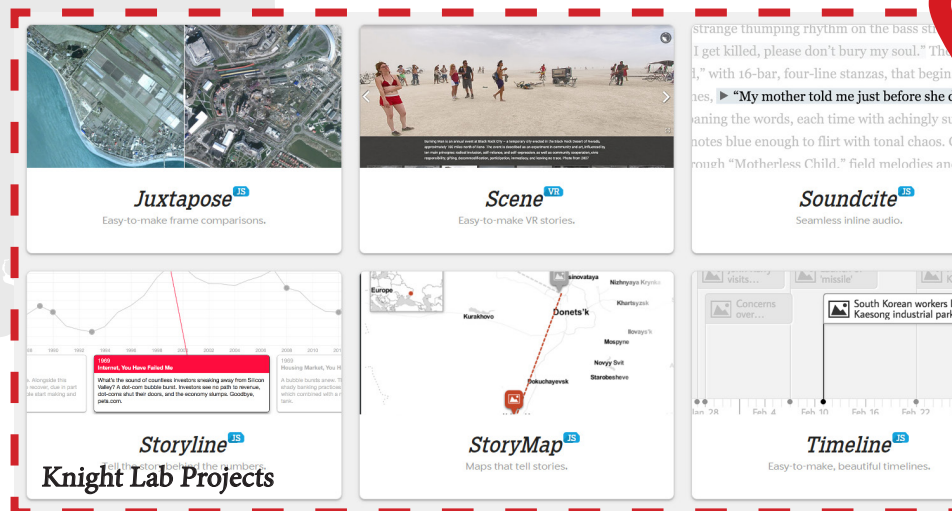
Before Google Earth Studio, maybe I should explain Google Earth. [\(link\)](#) Google Earth is a map application developed by Google. It allows you to explore all the countries of the world through the world map. You can navigate around the world, click on a country and explore that country. You can navigate over countries in 2D and 3D. You can even see the streets of some cities thanks to the "Street View" feature. Google Earth is different from a classic map. The buildings, rivers, trees, and important historical places of the country/city are designed realistically and

you can see them while navigating the map. Google Earth is a good example of an interactive map.

Google Earth Studio [\(link\)](#) is an animation tool for creating animation maps. The data you see in Google Earth also appears in Google Earth Studio. But this time you can take a photo of this data or save it as a video. Google Earth Studio gives us this

information for free. But you have to cite the source. That's why you shouldn't delete the "Google Earth" name in the video.

First, you need to register with Google Earth Studio. Google will ask you why you want to use this app and will usually accept your request within a day if it sees fit. It is an easy tool to learn. If you want to shoot a



strange thumping rhythm on the bass track. I get killed, please don't bury my soul." The piece is written in 16-bar, four-line stanzas, that begins with "My mother told me just before she died, anning the words, each time with achingly subtle notes blue enough to flirt with tonal chaos. Rough "Motherless Child," field melodies and

South Korean workers at Kaesong industrial park

video on the map, you have to navigate over the map. If you want to go to a specific place, you can click on the magnifying glass icon and write the address you want to go to. You can change the view of the map. Generally, I prefer “exploration maps”.

If you want, you can also create the moon and Mars animation. But you can see just the moon and Mars’s surface.

When you finish your video, you can convert it to MP4. When you save your video, your video will be saved in the cloud of Google Earth. You should download it from the cloud.

KNIGHT LAB

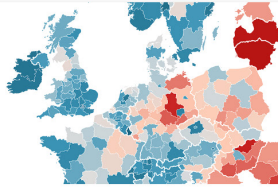
Knight Lab ([link](#)) was created by the community of Northwestern University Knight Lab. There are designers, developers, students, and educators in this community. They created tools for storytelling. They have six tools for now: Storyline JS, Storymap JS, Juxtapose, Soundcite, Timeline and Scene VR. If you have a story and you want to try new things, these tools are great for you. These tools are so useful, especially for journalists. Because your story can be interesting but for readers, it is not enough. Also, readers want to see creative visuals.

My favourite map is **StoryMap JS**. Thanks to this tool, you can create a map and you can add your text. So, readers can read your text, navigate the location and see photos. You can choose your map style, add images, and specify your location. Knight Lab recommends short stories, for example, a maximum of 20 slides.

Another useful tool is **Storyline JS**. If you have data and want to ex-

Hi! What type of map do you want to create?

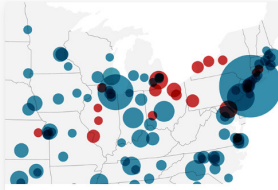
Choose the map type that will show your data best:



Choropleth map

Color regions to show data like unemployment rates or election results on a map. Upload your own map or use any of our more than 2000 maps. The resulting map is responsive & interactive.

[Learn more about choropleth maps](#)



Symbol map

Create symbols sized and colored according to your data. Works great for specific locations (like cities). Upload your own map or use any of our more than 2000 maps. The resulting map is responsive & interactive.

[Learn more about symbol maps](#)



Locator map

Add markers to a map to show where something is located or happened, e.g. events within a city. Perfect for showing readers the places you mention in an article. The resulting map is responsive and static.

[Learn more about locator maps](#)

Datawrapper Maps Interface

plain your story by specifying the years, you can use this tool. If you want to create a timeline, Knight Lab also has the **Timeline** tool. If you want to compare two photos and show the before and after of something, you can use **Juxtapose**. Also, you can create GIFs for your social media account owing to it. If you want to create VR (Virtual Reality), you can use **Scene VR**. You should use panoramic photos. First, you should log in to your Google Account. After log in, you can choose your title and description and add your photos. When you finish, you can get your VR embed link. The last tool is **Soundcite**. Honestly, I haven’t used it before. But if you want to add music to your text, you can use this tool. I think the idea is creative. Because voice can make your text more effective. Another good thing is in Knight Lab, they give examples of news from another newspaper. If you don’t have an idea about how you can use this tool, you can visit the Knight Lab website and you can check it out. You can see a lot of news from the Washington Post, The Times and more!

visualization. For charts and tables, you can upload your data as an XLS/CSV; you can use a link from Google Sheets or you can write your data manually. After data, you can visualize your data and choose your chart type. For mapping, Datawrapper has three types of maps. Choropleth, Symbol and Locator.

**I joined the “Maps for Journalists” workshop and Mesut Ersöz, who is a Motion Graphics Designer in the BBC, explained to us Google Earth Studio and Datawrapper. Inspired by the workshop, I decided to write this article. Thanks to the Journalists Union of Turkey Academy and Mesut Ersöz.*

©Autor: Evin Arslan
©Dizajn: Marija Gebert
©Fotografije: Vecteezy.com
i slike zaslona

DATAWRAPPER

Datawrapper is not just for mapping. Also, you can create charts and tables. You can use it for data

KOLOVOZ 2022.

©Autor: Marija Gebert
©Dizajn: Marija Gebert

The Sway band i Soulfingers

04.08.2022. - Marija Bistrica

U četvrtak 4. kolovoza od 20 sati na središnjem bištričkom trgu održat će se veliki koncert. Atmosferu će zagrijati The Sway band, a glavni gosti su Soulfingers.

Dodite i zabavite se!

Turnir dama u belotu 06.08.2022. – Radoboj

06.08. u 18.00 sati, na terasi Muzeja Radboa, organizira se turnir dama u belotu. Kotizacija iznosi 100 kuna po paru, a izvlačenjem će se odrediti raspored za početak turnira. Za najuspješnije ekipe osigurane su nagrade za 1., 2., 3. i 4. mjesto. Sve će upotpuniti roštilj, zabava i dobro druženje. Pozivaju se sve zainteresirane dame na turnir u belotu!
Prijave traju do 4. kolovoza 2022.



Ljetna pozornica grada Oroslavje - Dani grada

12. - 15.08.2022. - Oroslavje

Dragi Oroslavčanke i Oroslavčani, prijatelji i susjedi - ovog ljeta na Pozornici vas čekaju: Hladno Pivo, Queen Real Tribute, Nina Badrić i Kvartet Gubec.

Očekuje vas i tombola s obiljem vrijednih nagrada. Pratite Facebook stranicu grada za informacije.

Osim kvalitetne glazbe i nagrada, u Parku Vranyczanaya, domu Kulture, Parku obitelji Prpić pripremili smo za svakoga ponešto!

Radionice, animacija i zabavni park za najmlađe, Beer Đir, DJ program, kazališne predstave...

Vidimo se 12. - 15.08.2022. u Oroslavju!

**MININOOMETNI
TURNIR U GRABROVCU**

14.08.2022. S POČETKOM U 9:30
- PRIJAVE NA DAN TURNIRA

NAGRADE :

1. MJESTO - 2000KN + PEHAR
2. MJESTO - 1200 KN + PEHAR
3. MJESTO - 750 KN + PEHAR

KOTIZACIJA : 300 KN
SISTEM IGRE : 3+ 1

IGRALIŠTE U GRABROVCU

095 198 9883 - DANIEL
098 1609 585 - DENIS

grabrovčani

Mininogometni turnir u Grabrovcu

14.08.2022 - Grabrovec

U nedjelju 14.8. s početkom u 7:00, održati će se tradicionalni mininogometni turnir u Grabrovcu. Dodite svi, a za sve informacije možete kontaktirati: 098-1609585 Denis/ 0951989883 Daniel



9. ZAGORJE BLUES ETNO FESTIVAL 2022
22.08.2022 – Krčma Polanovič

Blues radionica u Dvorištu + Koncert na terasi.
 Predavanje:

- 18:00 h: Blues i usna harmonika (Tomislav Goluban)

- 19:00 h: Igrom do kompozicije (Jurica Leikauff)

Koncert :

- 20:30 h: Ryan Donohue (USA)

- 21:00 h: Tony Lee King

Ulaz je besplatan. Rezervacije preporučene jer nebu stolca za sjesti !!

„Augustinčić u pokretu“

03.08.2022. – Klanjec (Kuća Klanj)

Poetsko-likovna večer

11.08.2022. – Klanjec

Pacij Galerije A. Augustinčića – Poetsko-likovna večer s Vlastom Medić i Stjepanom Đukićem Pištom uz glazbeni program

Filmske projekcije na otvorenom.

19. – 21. i 26. – 28.08.2022. – Klanjec

GPS Ritam - koncert pod zvijezdama

22.08.2022. – Klanjec

GPS Ritam – koncert pod zvijezdama. Lucija Jelušić, Danijela Pintarić, Ivan Šimatović i Dražen Bratolić.

SUMMER FEST TUHELJ

20.07. – 21.08.2022. – Općina Tuhelj

Brojna događanja, pregršt zabave očekuje vas sve do 21.08.2022. Provjerite program našeg ljetnog festivala i vjerujemo da ćete pronaći nešto za sebe... 5.8. zabavljat će vas Grupa Magazin - Official Fan Club, a 12.8. Zdenka Kovačićek. 7.8. čeka vas Sajmeni dan i gastro kutak sa kulinarskim majstorom Tomislavom Špičekom. Smijeha neće nedostajati 10.8. na STAND UP predstavi LAJNAP COMEDY 8uz Aleksa Curaća Šarića, Sašu Turkovića i Gorana Vugrineca.



Festival PRVI GLAS ZAGORJA 2022.

20. – 27.08.2022. – Sveti Križ Začretje

Kulturno-zabavna manifestacija uz središnji događaj glazbenog festivala pjevača amatera i dječji festival "Prvi glas Zagorja" broj 1 u Zagorju i šire, a čiji počeci sežu od 1968. godine. Mladim pjevačima omogućuje se da pokažu svoj talent pred širokom publikom uz live pratnju profesionalnog Big Banda. Očekujte i koncert Ante Gele uz pjevače A strane i The Voice-a, Opća Opašnost i Zorica Kondža.



Evin Arslan; Istanbul, Turkey




Asmin Ayçe İdil Kaya; Bologna, Italy





Asmin Ayçe idil Kaya; Milano, Bergamo, Italy



Lucija Mrzlečki; Dvorac Trakošćan

Landscapes From

Countries

“Landscapes we must owe something to the eye of the beholder.” M.L.

©Dizajn: Marija Gebert



Asmin Ayçe idil Kaya; Cordova, Spain

Lucija Mrzlečki; Dvorac Trakošćan





Lucija Mrzlečki; Dvorac Trakošćan



Marija Gebert; San Valentino, Abruzzo, Italy



Tanzila Azad Mow; Portopalo, Syracuse, Sicily



Tanzila Azad Mow; Portopalo, Syracuse, Sicily





Evin Arslan; Istanbul, Turkey



Marija Gebert; Zagreb before earthquake



Marija Gebert; Rome, Italy

Beautiful Croatian Beaches

Kolovoz je vrijeme kada osim ljetnih festivala tražimo i idealno mjesto za uživanje na suncu i brćkanju u savršeno temperiranom moru.

Nisam od osoba koje redovno idu na ljetovanje, ali kada idem volim da su to mjesta gdje ću se odmoriti, a ne pratiti hoću li upecati slobodno mjesto za jedan ručnik.

Unatrag par godina, provela sam divne trenutke na nekim od mjesta, za koja možda niste ni znali koliko prekrasna mogu biti.

Tako sam jedno ljeto provela vikend na road trip-u sa prijateljem iz Španjolske i cilj je bio upoznati ga sa znamenitostima Istre, ali i pokazati prekrasne plaže. Putovali smo od Zagreba sve do Novigrada (Istra), a usput smo, naravno, stali na nekoliko kupališta i plaža. Jedno od mjesta na kojima su lijepe plaže, čis-

dom su prekrasne, no taj dio Istre dosta je pun meduza koje se neće dopasti svima.

Plaže na koje se definitivno vraćam ipak nisu u Istri. Jedne od najljepših plaža koje sam do sada vidjela bile su u Metajni na otoku Pagu. Ne govorimo o onim plažama koje su tik do ceste, već o plažama do kojih vam od „centra“ naselja treba dobrih 40ak minuta pješice, no ono što tamo vidite nakon tolikog hoda sigurno će vas ostaviti bez daha. Inače, putevi koji se nalaze u Metajni su takozvani Putevi Marsa, jer vas okružuje samo kamen koji vam daje privid da ste stvarno na Marsu i da će vas svakog trena dočekati neki mali zeleni.

možete uživati, no i plaže do same šetnice jednako su fascinantne i prazne. Zalazak koji se dočekuje na ovim plažama vjerojatno nikada niste ni pomislili da postoji u stvarnosti. More je toliko čisto da vam ne treba nikakva oprema da biste vidjeli dno ispod sebe, a plaže su uređene prema svačijim ukusima.

A kamo ste se vi uputili ovog ljeta?

©Autor: Marija Gebert
©Dizajn: Marija Gebert
©Fotografije: Marija Gebert



to more, donekle malo ježeva i nešto hlada je Duga Uvala. Duga Uvala nalazi se nedaleko naselja Pavićini, a do same plaže nalazi se veliki parking pošto do same plaže nema nikakvih objekata. Plaža je dosta krcata, ali uhvatite li dobru poziciju u hladu, neće vam smetati što do vas sjedi nekoliko ljudi više nego što biste htjeli. Druga lokacija koju smo posjetili je Rabac. Prekrasno naselje s lijepim plažama i ako vas ne smeta blizina ceste i malo penjanja po stepenicama, plaže će vas oduševiti. Isprobali smo i more u okolici Poreča, izgle-

Plaža Ručica i Beritnica, ako ste ljubitelji pješačenja, sigurno su za vas. Ako ste kao ja i na plaži volite biti praktički sami, a opet želite da je more čisto i ne toliko daleko od mjesta u kojem odsjedate, onda vam definitivno preporučam jedan od Hrvatskih otoka, za kojeg ni sama nisam znala gdje se nalazi, do prije nekoliko mjeseci. Radi se o otoku Unije. Otok spada pod Mali Lošinj, no zaseban je otočić sa samo 80ak stanovnika, bez automobila, gužvi, krcatih plaža i tisuće turista. Otok ima nekoliko uvala na kojima

